



1




Vire a base e com o auxílio de um martelo de borracha (não fornecido) fixe os rodízios (nos orifícios) conforme a ilustração

4



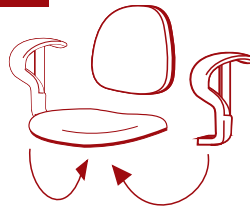
Encaixe o conjunto na flange

2



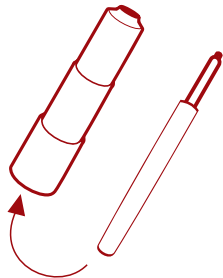
Parafuse a flange centralizada no assento.

5



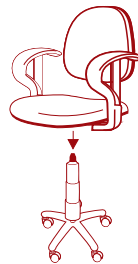
Parafuse os braços na parte inferior e nas laterais do assento.

3



Encaixe o cilindro no telescópio conforme ilustração, após isto encaixe o conjunto na flange.

6



Parafuse a Lâmina do encosto no inferior do assento.