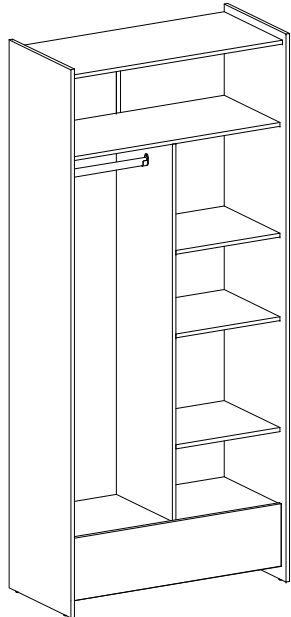


MANUAL DE MONTAGEM
Assembly instructions / Instrucciones de armado

CLOSET DIAMANTE - 1 GAVETA E 1 CABIDEIRO

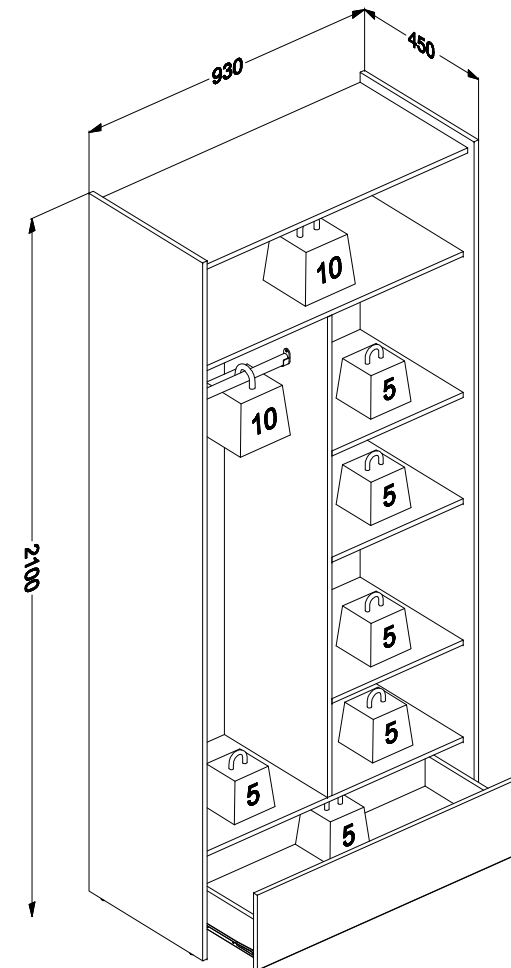
Closet **Diamante** - 1 drawer and 1 clothes rack
Closet **Diamante** - 1 cajón y 1 perchero

Código **150268** | Revisão 00

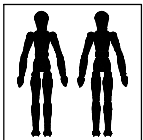


PESO MÁXIMO SUPORTADO PELAS PEÇAS, SENDO ESTE DISTRIBUÍDO UNIFORMEMENTE.

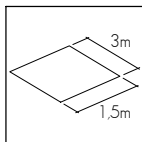
Maximum weight supported by parts, being this evenly distributed.
Peso máximo soportado por las partes, siendo esta distribuido uniformemente.



Você vai precisar de/ You will need / Usted necesitará

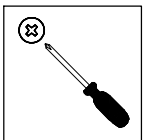


2 Pessoas
2 People
2 Personas




Espaço recomendado para montagem
Recommended space for assemble
Espacio recomendado para el armado

Ferramentas não inclusas
Tools not included / Herramientas no incluidas



Chave Phillips
Screwdriver Phillips
Destornillador cruz



Martelo
Hammer
Martillo


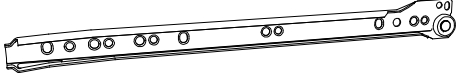

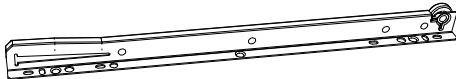
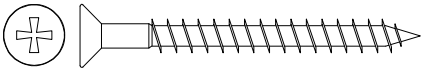
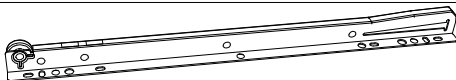











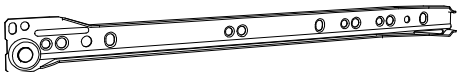
* PESO EM KG/ Weight in Kg/ Peso en Kg
DIMENSÕES EM MM/ Dimensions in mm/ Dimensiones en mm

IDENTIFICAÇÃO DOS ACESSÓRIOS/ IDENTIFICATION OF ACCESSORIES/ IDENTIFICACIÓN DE ACCESORIOS

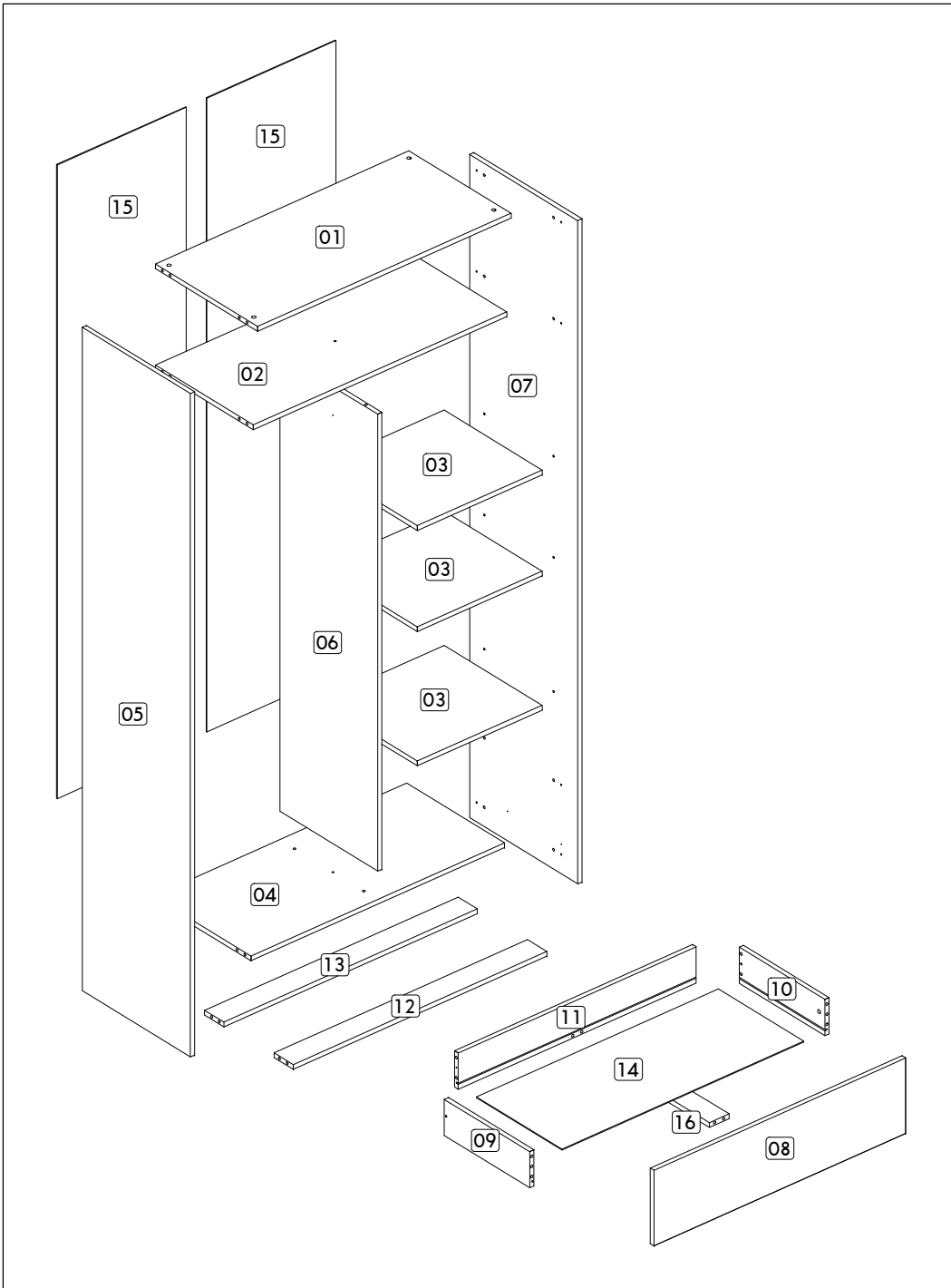
NOTAS: A separação dos acessórios antes de iniciar a montagem facilitará a mesma. Os parafusos e cavilhas estão na escala real. Em caso de dúvida na identificação, coloque o acessório sobre a imagem.

NOTES: The separation of the accessories before you start the assembly will facilitate the same. The screws and dowels are in real scale. In case of doubts about the identification, place the accessory on the image.

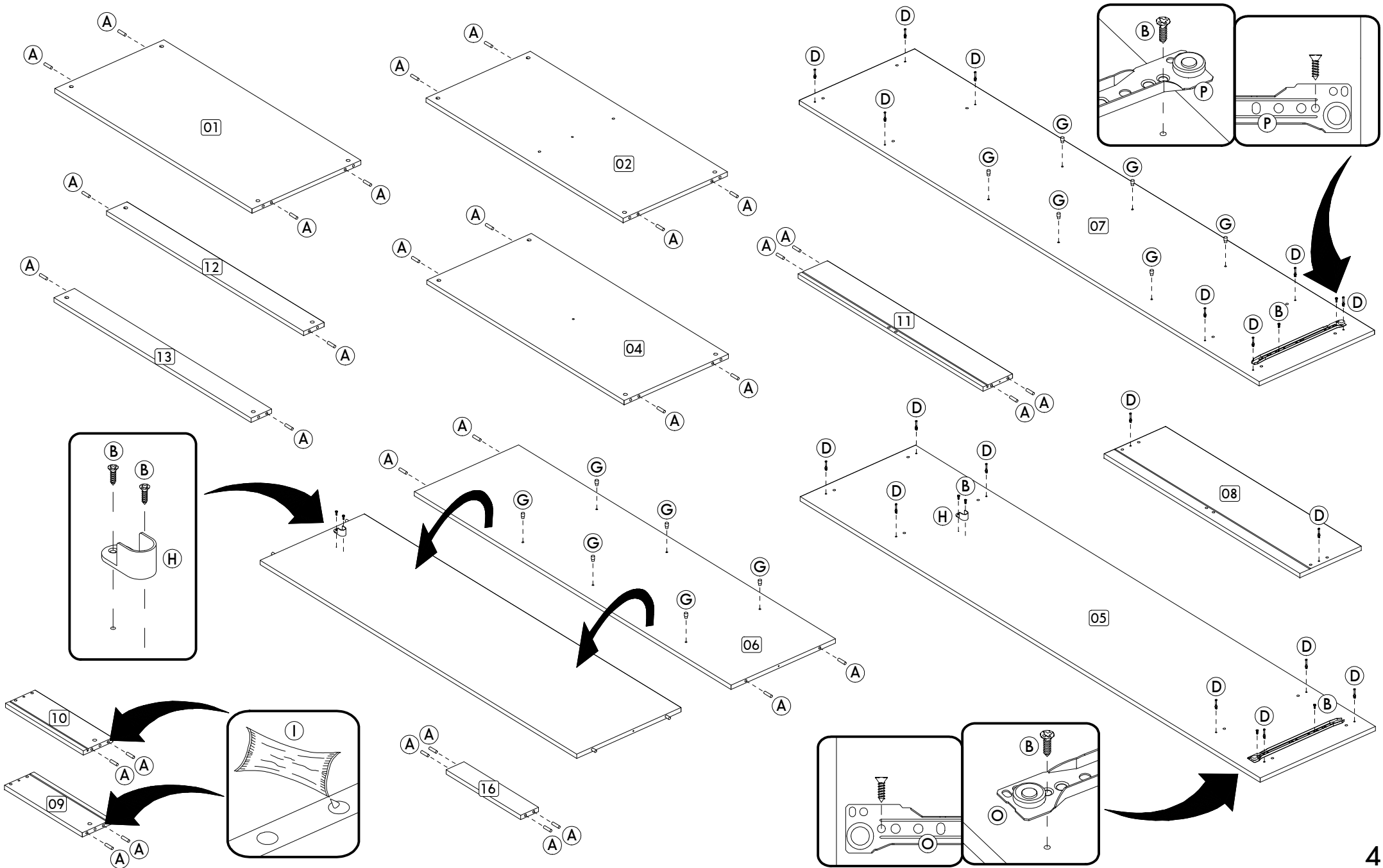
NOTAS: La separación de los accesorios antes de comenzar el armado facilitará el mismo. Los tornillos y taquetes son en escala real. En caso de dudas sobre la identificación, coloque el accesorio en la imagen.

A		Cavilha Wooden Dowel Pin	8x30 mm	32	P		Corrediça lateral direita Metallic slide the right field Corredera lateral derecha	350 mm	01
B		Parafuso chato Flat head screw Tornillo de cabeza plana	3,0x14 mm	12	Q		Corrediça gaveta esquerda Drawer slide left Corredera izquierda cajón	350 mm	01
C		Parafuso chato Flat head screw Tornillo de cabeza plana	4,5x45 mm	04	R		Corrediça gaveta direita Drawer slide right Corredera derecha cajón	350 mm	01
D		Haste minifix simples Simple minifix screw Tornillo minifix simple	-	18					
E		Tambor minifix Drum lock Tambor minifix	12 mm	18					
F		Tapa furo adesivo Bore patch adhesive Tapones adhesivo	-	07					
G		Suporte de prateleira Shelf bracket Soporte de repisa	6x8 mm	12					
H		Suporte cabideiro Clothes rack support Soporte perchero	-	02					
I		Cola Glue Pegamento	13g	01					
J		Prego Nail Clavo	10 x10	70					
K		Sapata redonda Small plastic foot Pie plástico	14 mm	04					
L		Garra de metal Metal claw Garra metal	-	09					
M		Cabideiro tubo Clothes rack Perchero	-	01					
N		Perfil "H" "H" profile Perfil "H"	-	01					
O		Corrediça lateral esquerda Metallic slide the left field Corredera lateral izquierda	350 mm	01					

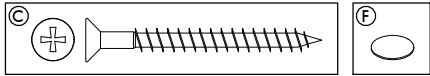
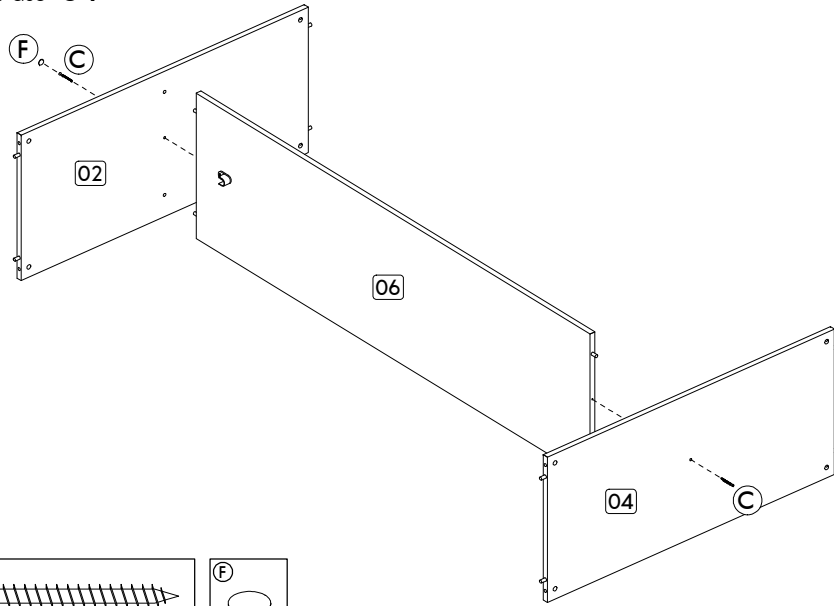
IDENTIFICAÇÃO DAS PEÇAS/ PARTS IDENTIFICATION/ IDENTIFICACIÓN DE LAS PIEZAS



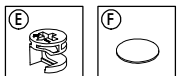
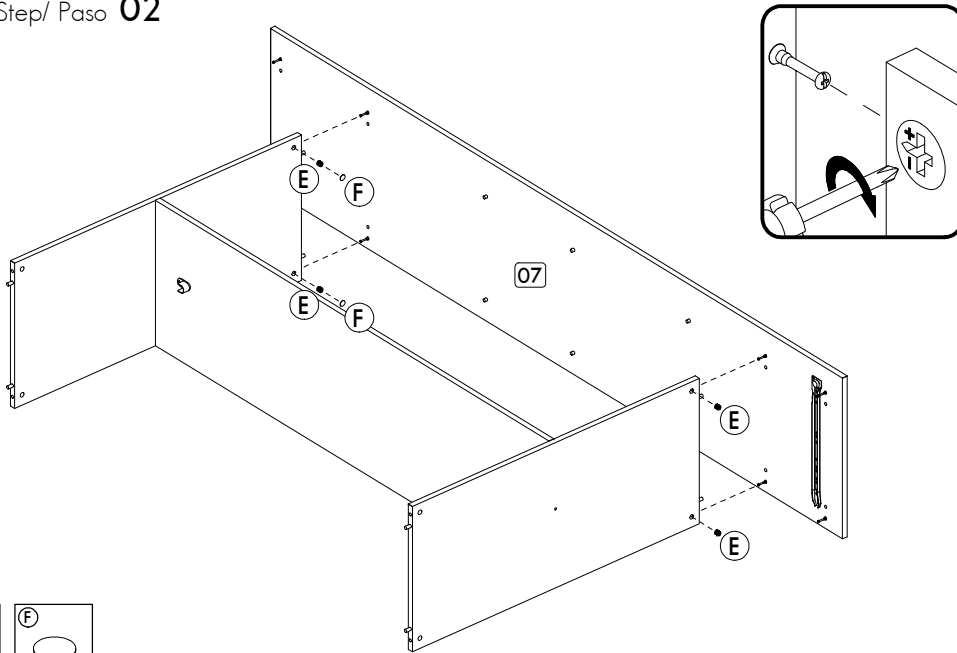
Nº	DESCRIÇÃO - DESCRIPTION - DESCRIPCIÓN	MEDIDAS-MEASURES - MEDIDAS (mm)	QTD.
01	Base superior - Top base - Base superior	900 x 425 x 15	01
02	Base - Base - Base	900 x 407 x 15	01
03	Prateleira móvel - Movable shelf - Repisa móvil	443 x 407 x 15	03
04	Base inferior - Bottom base - Base inferior	900 x 407 x 15	01
05	Lateral esquerda - Left side - Lateral izquierda	2100 x 450 x 15	01
06	Divisão - Division - División	1446 x 407 x 15	01
07	Lateral direita - Right side - Lateral derecha	2100 x 450 x 15	01
08	Frente de gaveta - Drawer front - Frente del cajón	894 x 240 x 15	01
09	Lateral esquerda de gaveta - Left side of drawer - Lateral izquierda del cajón	355 x 115 x 15	01
10	Lateral direita de gaveta - Right side of drawer - Lateral derecha del cajón	355 x 115 x 15	01
11	Traseiro de gaveta - Rear of drawer - Trasero del cajón	845 x 115 x 15	01
12	Travessa frontal - Front tray - Traviesa frontal	900 x 80 x 15	01
13	Travessa traseira - Rear tray - Traviesa trasera	900 x 80 x 15	01
14	Fundo de gaveta - Bottom of drawer - Fondo del cajón	859 x 355 x 03	01
15	Costa - Backboard - Fondo	2006 x 458 x 03	02
16	Travessa gaveta - Drawer tray - Traviesa cajon	340 x 70 x 15	01



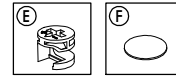
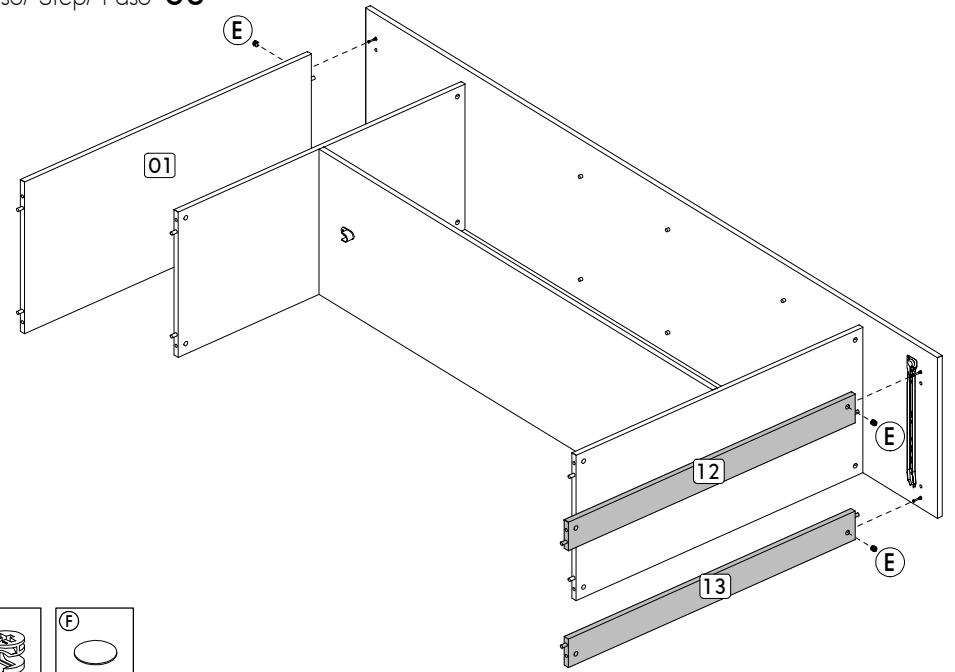
Passo/ Step/ Paso 01



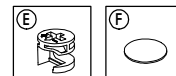
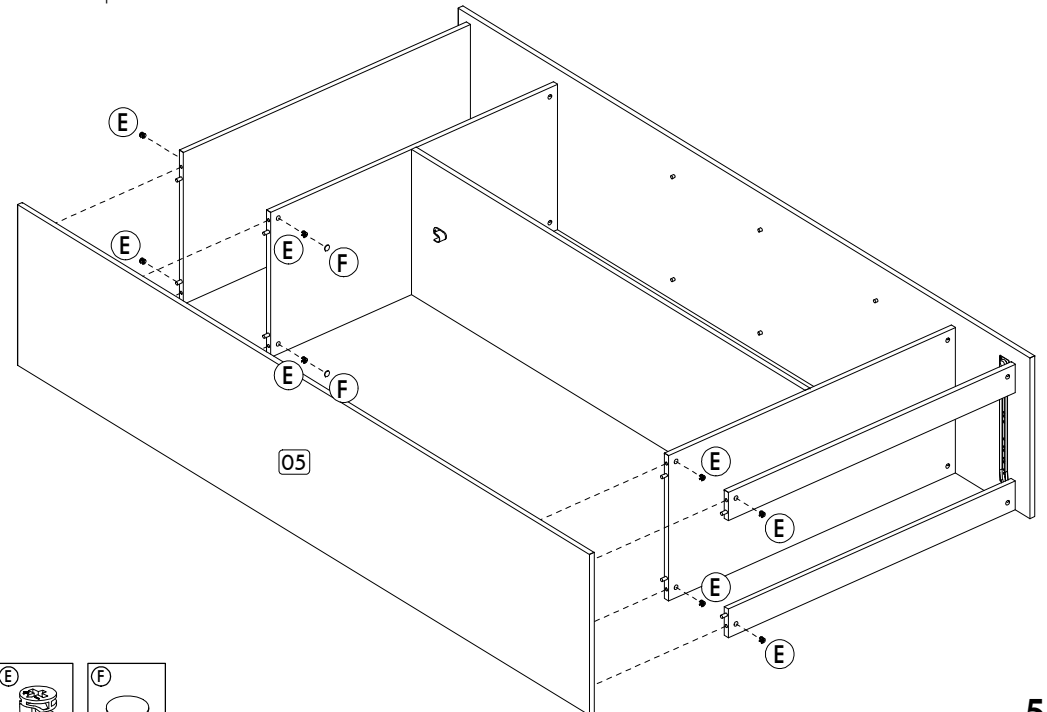
Passo/ Step/ Paso 02



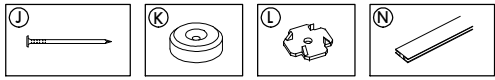
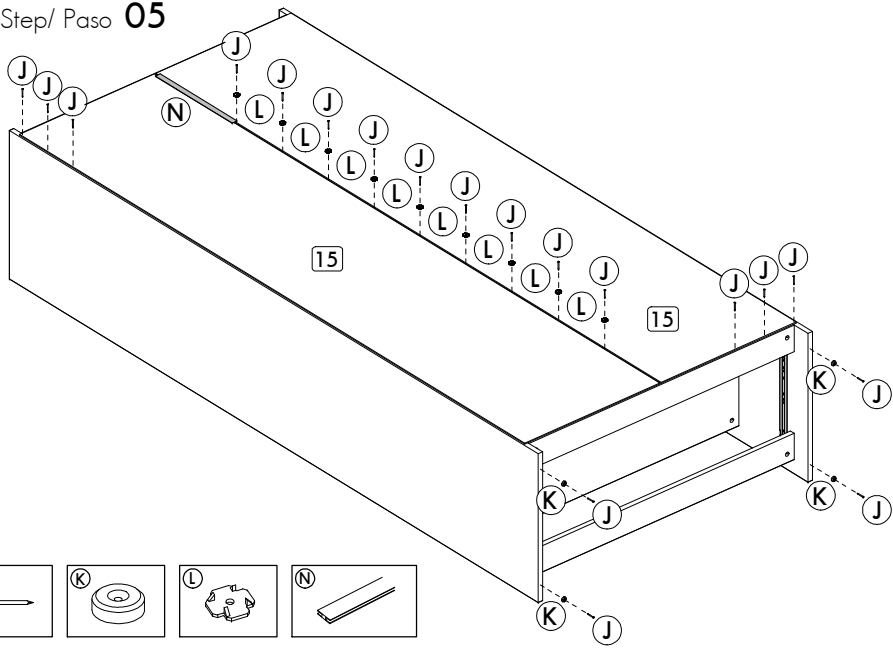
Passo/ Step/ Paso 03



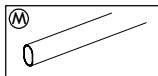
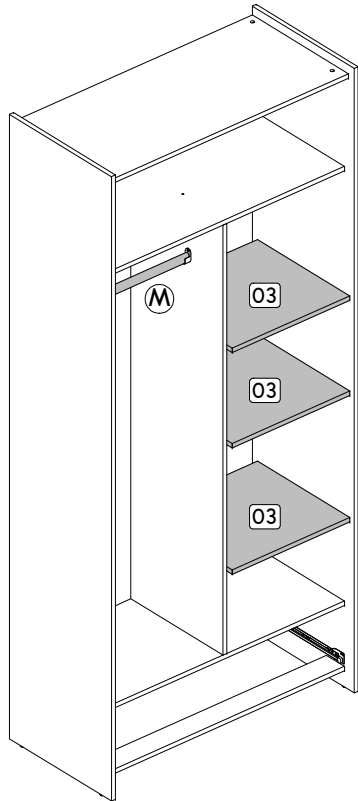
Passo/ Step/ Paso 04



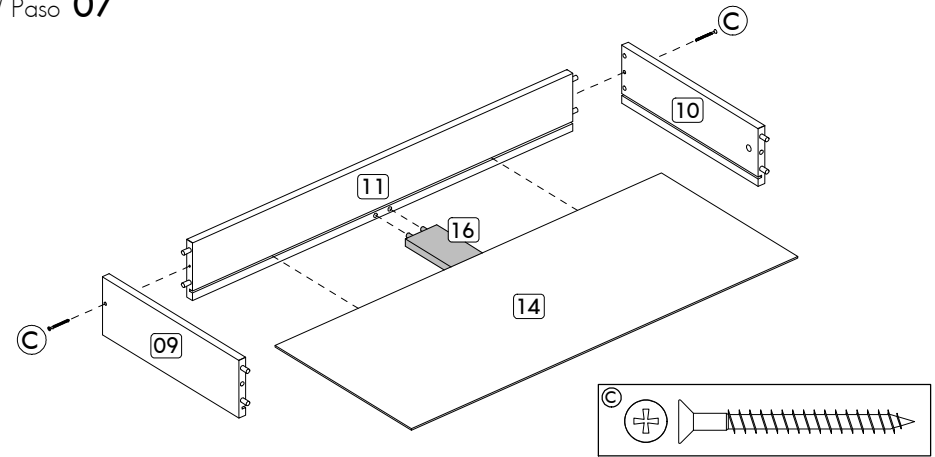
Passo/ Step/ Paso 05



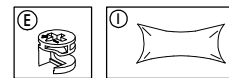
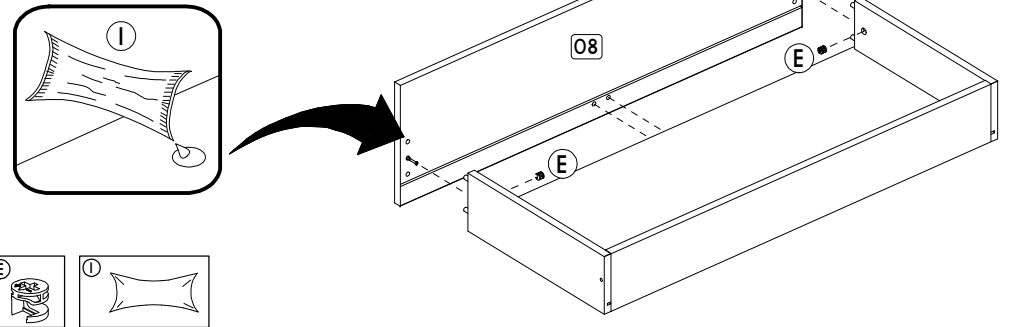
Passo/ Step/ Paso 06



Passo/ Step/ Paso 07



Passo/ Step/ Paso 08



Passo/ Step/ Paso 09

